

LHU data sheet

The hydraulic unit up to 800 bar



Intelligent technology aggregates.

- » Documentation of screw joints (VDI 2290)
- » Modular construction: manual, automatic, solution
- » Cassette wrenches are designed for flange connections
- » No sensitive sensor on the screw head itself
- » Teaching of foreign screwdrivers
- » Lightweight

Patent applied for cooling air supply

The novel cooling air supply in the LHU series differs from other units in that the air is not blown into the unit, but sucked in.

A vacuum is generated in the unit by the separately driven ventilator, enabling a targeted cooling air flow within the housing. This improves the cooling efficiency by 60% compared to open units.

The cooling air supply is routed according to the arrangement of the individual components in the unit. The most cooling air is routed to where the warmest components are located. This technology is unique and of enormous benefit for bolting operations.



OR



OR



Manual control - M

The classic, semi-automatic control system enables the user to manually initiate every stroke of the hydraulic torque wrench. The return stroke is automatic.

Automatic control - A




The bolting operation is started by pressing a button, then automatically implemented and ended in the automatic control mode.

Modular control - Solution

The Solution control system is modularly expandable. All settings can be configured and bolting operations documented via the display.

Technical data



| Type | V / Hz | MP L/min., bar | HP L/min., bar | Tank L ^{*1} | LxBxH mm |  kg ^{*2} – M |  kg ^{*2} – A |  kg ^{*2} – Solution |
|--------|------------|----------------|----------------|----------------------|-------------|---|---|--|
| LHU-30 | 110/50 | 2.1/320 | 0.7/800 | 3.0 | 400x240x380 | 27.0 | 27.2 | 27.5 |
| LHU-30 | 110/60 | 2.5/320 | 0.8/800 | 3.0 | 400x240x380 | 27.0 | 27.2 | 27.5 |
| LHU-30 | 230/50 | 1.7/320 | 0.8/800 | 2.5 | 400x240x380 | 27.0 | 27.2 | 27.5 |
| LHU-30 | 230/60 | 2.5/320 | 0.8/800 | 3.0 | 400x240x380 | 27.0 | 27.2 | 27.5 |
| LHU-35 | 110/50 | 3.0/320 | 0.8/800 | 3.5 | 570x275x400 | 41.5 | 42.0 | 42.5 |
| LHU-35 | 110/60 | 3.5/320 | 1.0/800 | 3.5 | 570x275x400 | 41.5 | 42.0 | 42.5 |
| LHU-40 | 230/50 | 3.1/320 | 0.7/800 | 4.0 | 480x270x400 | 33.0 | 33.5 | 34.0 |
| LHU-40 | 230/60 | 3.7/320 | 0.9/800 | 4.0 | 480x270x400 | 33.0 | 33.5 | 34.0 |
| LHU-60 | 400/50, 60 | 4.7, 5.6/320 | 1.4, 1.7/800 | 6.2 | 480x270x400 | 36.5 | 37.2 | 37.5 |

^{*1} Supplied filled with oil and ready for operation ^{*2} Weight with control system, without oil
 Continuous sound pressure level according to DIN 45635 is 65 dB (A) at idling speed and 83 dB (A) at max. pressure of 800 bar
 All rights reserved. Subject to modifications without prior notice.